

**Section 1**

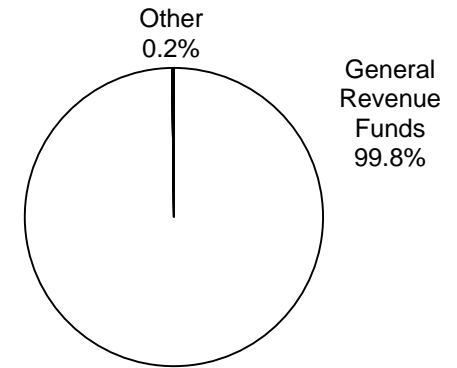
**Board of Veterinary Medical Examiners  
Summary of Recommendations - House**

Page VIII-65  
Nicole Oria, Executive Director

Leanne Hernandez, LBB Analyst

<b>Method of Financing</b>	<b>2012-13 Base</b>	<b>2014-15 Recommended</b>	<b>Biennial Change</b>	<b>% Change</b>
General Revenue Funds	\$1,937,287	\$1,937,287	\$0	0.0%
GR Dedicated Funds	\$0	\$0	\$0	0.0%
<i>Total GR-Related Funds</i>	<i>\$1,937,287</i>	<i>\$1,937,287</i>	<i>\$0</i>	<i>0.0%</i>
Federal Funds	\$0	\$0	\$0	0.0%
Other	\$3,923	\$3,768	(\$155)	(4.0%)
<b>All Funds</b>	<b>\$1,941,210</b>	<b>\$1,941,055</b>	<b>(\$155)</b>	<b>(0.0%)</b>

RECOMMENDED FUNDING  
BY METHOD OF FINANCING



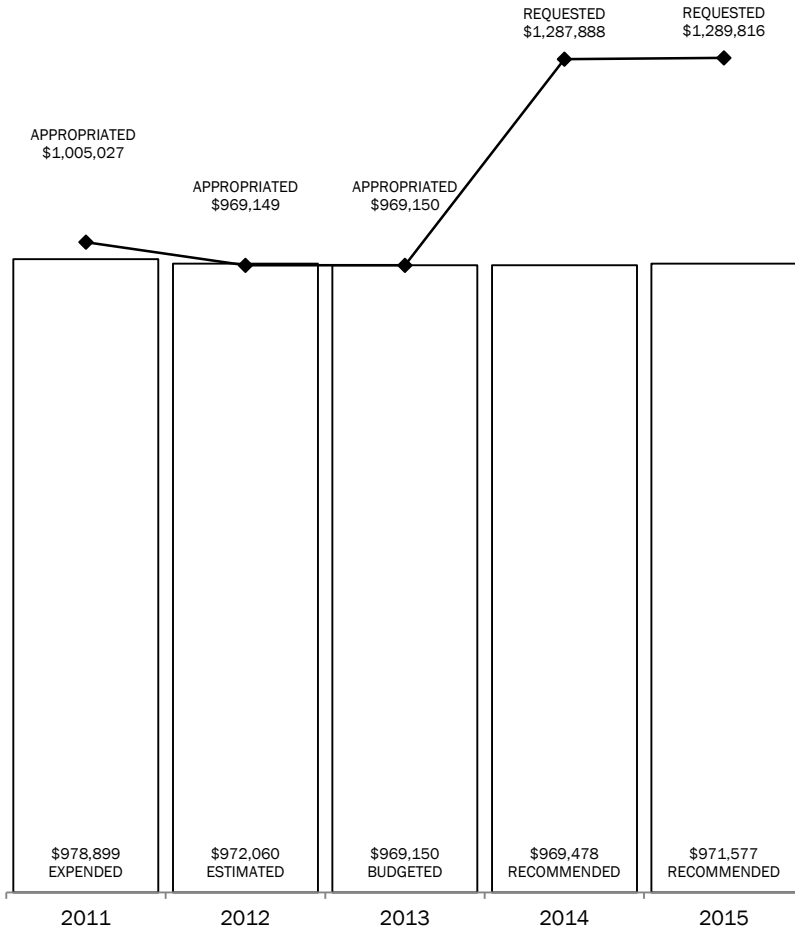
	<b>FY 2013 Budgeted</b>	<b>FY 2015 Recommended</b>	<b>Biennial Change</b>	<b>% Change</b>
<b>FTEs</b>	16.0	16.0	0.0	0.0%

The bill pattern for this agency (2014-15 Recommended) represents an estimated 100% of the agency's estimated total available funds for the 2014-15 biennium.

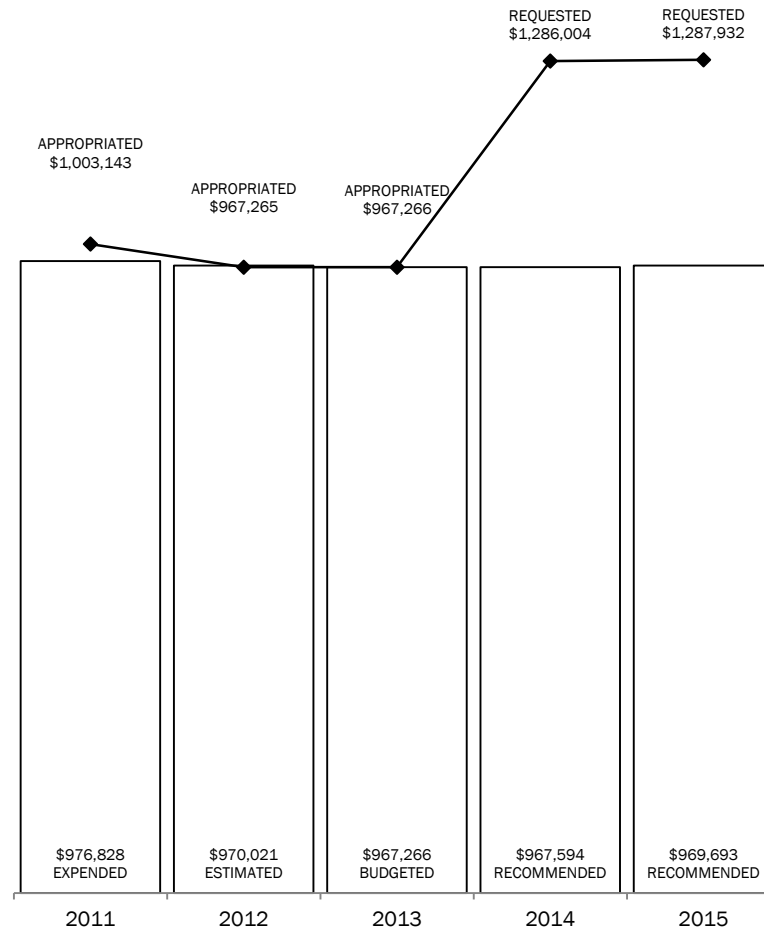
**Section 1**  
**Board of Veterinary Medical Examiners**  
 2014-2015 BIENNIUM

TOTAL= \$1.9 MILLION

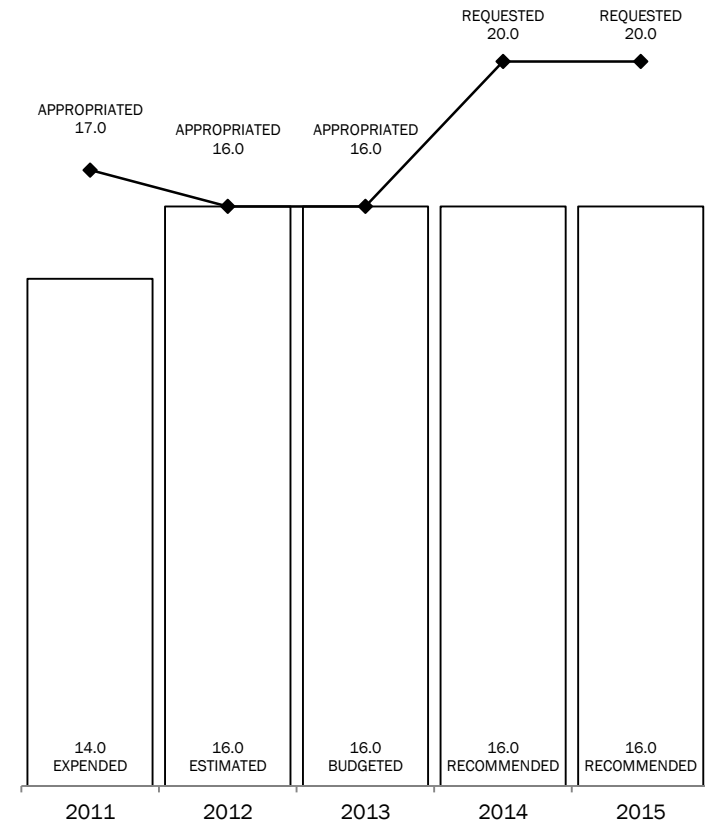
**ALL FUNDS**



**GENERAL REVENUE FUNDS**



**FULL-TIME-EQUIVALENT POSITIONS**



Section 2

**Board of Veterinary Medical Examiners  
Summary of Recommendations - House, By Method of Finance -- ALL FUNDS**

<b>Strategy/Goal</b>	<b>2012-13 Base</b>	<b>2014-15 Recommended</b>	<b>Biennial Change</b>	<b>% Change</b>	<b>Comments (Optional)</b>
OPERATE LICENSURE SYSTEM A.1.1	\$328,391	\$328,184	(\$207)	(0.1%)	
TEXAS.GOV A.1.2	\$67,300	\$67,300	\$0	0.0%	
COMPLAINTS AND ACTION A.2.1	\$1,267,468	\$1,291,243	\$23,775	1.9%	
PEER ASSISTANCE A.2.2	\$60,000	\$60,000	\$0	0.0%	
<b>Total, Goal A, VETERINARY REGULATION</b>	<b>\$1,723,159</b>	<b>\$1,746,727</b>	<b>\$23,568</b>	<b>1.4%</b>	
LICENSING INDIRECT ADMINISTRATION B.1.1	\$50,717	\$47,768	(\$2,949)	(5.8%)	
COMPLAINTS & ACTION INDIRECT ADMIN B.1.2	\$167,334	\$146,560	(\$20,774)	(12.4%)	
<b>Total, Goal B, INDIRECT ADMINISTRATION</b>	<b>\$218,051</b>	<b>\$194,328</b>	<b>(\$23,723)</b>	<b>(10.9%)</b>	
<b>Grand Total, All Strategies</b>	<b>\$1,941,210</b>	<b>\$1,941,055</b>	<b>(\$155)</b>	<b>(0.0%)</b>	Recommendations reallocate funds in alignment with the agency's request to move funds from Indirect Administration strategies to strategy A.2.1 Complaints and Action. The decrease in Appropriated Receipts of \$155 also aligns with the agency's request and is due to an agency anticipated decrease in the sale of records and publications.

**Section 3**

**Board of Veterinary Medical Examiners  
Selected Fiscal and Policy Issues**

NONE

**Section 4**

**Texas Board of Veterinary Medical Examiners (TBVME)  
Performance Review and Policy Report Highlights**

<b>Reports &amp; Recommendations</b>	<b>Report Page</b>	<b>Savings/ (Cost)</b>	<b>Gain/ (Loss)</b>	<b>Fund Type</b>	<b>Included in Introduced Bill</b>	<b>Action Required During Session</b>
--------------------------------------	--------------------	----------------------------	-------------------------	------------------	--	---------------------------------------

**NO RELATED RECOMMENDATIONS**

## Section 5

### Board of Veterinary Medical Examiners Rider Highlights

2. **(former) Contingent Revenue.** Recommendations delete this rider. Additional revenues were generated and appropriations were increased during the 2012-13 biennium for the purposes of this rider. These amounts were included in the agency's 2012-13 base and the 2014-15 recommendations.

**Section 6**

**Board of Veterinary Medical Examiners  
Items not Included in Recommendations - House, In Agency Priority Order**

	<u>2014-15 Biennial Total</u>	
	<u>GR &amp; GR- Dedicated</u>	<u>All Funds</u>
1. General Revenue Funding for salary increases	\$ 106,106	\$ 106,106
a. Salaries and Wages (\$105,056 for the biennium)		
\$20,004 for General Counsel II (\$10,002 each year)		
\$20,016 for Attorney II (\$10,008 each year)		
\$7,801 for Executive Assistant II (\$3,900 each year)		
\$10,000 for Investigator III (\$5,000 each year)		
\$11,196 for Program Supervisor VI (\$5,598 each year)		
\$21,974 for Accountant V (\$10,987 each year)		
\$14,066 for Accounting Technician I (\$7,033 each year)		
b. Other Operating Expense (\$1,050 for the biennium)		
2. General Revenue for litigation expenses (agency estimates four standard of care cases will be taken to the State Office of Administrative Hearings each year at \$20,000 per case)	\$ 160,000	\$ 160,000
3. General Revenue for Health Professions Council Website Administrator contribution	\$ 8,175	\$ 8,175
<b>Total, Items Not Included in the Recommendations</b>	<b><u>\$ 274,281</u></b>	<b><u>\$ 274,281</u></b>